

IMA 2024, Vienna January 8-10



TATRASK

The microsimulation model for Slovakia based on administrative data

Zuzana Siebertová, Norbert Švarda, Jana Valachyová,
Alexandra Putzová, Matúš Senaj

1. Modelling framework at the CBR
2. Administrative data: access & management
3. Input database for the model TATRASK: generation process & challenges
4. Microsimulation model TATRASK: simulated policies



Council for Budget Responsibility (CBR) in Slovakia

- independent authority for monitoring and evaluation of Slovak public finance
- established by the Constitutional Act on Fiscal Responsibility in 2011

Main tasks of the CBR include

- evaluating long-term sustainability of public finance
- assessment of legislative proposals
- assessment of tax and spending forecasts in the budgetary process

Independent modelling framework

- essential requirement for the CBR tools

Impact assessment models in CBR

SIMTASK – microsimulation model of tax & transfer system (static)

- runs on survey data EU-SILC
- underlying part of labour-supply module, indirect tax-tool and micro-macro module for long-run effects (all developed in CBR)
- developed in CBR since 2012
- simplified version available online <http://simtask.rozpoctovarada.sk>

TATRASK (**TA**xes and **TRA**nsfers in **Slova**kia) – microsimulation model of tax & transfer system

- new **model using admin data** from different sources (static)
- objective is to evaluate effects of changes in taxes & transfers (distributional, budgetary)
- technical support in development provided by the JRC Sevilla (finalized in 2022)
- still work in progress

Input datasets for model TATRASK – the core

(1) Central Registry of Inhabitants (CRoI)

- represents national population (available years 2019, 2022)
 - demographic information: age, gender, relationship and marital information, residency
- input dataset for simulation of households / families**

(2) Social Insurance Agency (SIA)

- pensions (old age, disability, survival)
 - contributory benefits (sickness, maternity, unemployment)
- contributory benefits are simulated using information on contribution history**
- paid social insurance contributions
- labour income is inferred from paid contributions**

(3) Central Office of Labour and Family (CoLSaF)

- family benefits (child benefits, parental allowance etc.)
- social assistance (material need benefit, monetary compensations for disabilities etc.)
- registered unemployed and participation in active labour market policies

Input datasets for model TATRASK – the core

(1) Central Registry of Inhabitants (CRoI)

- represents national population (available years 2019, 2022)
 - demographic information: age, gender, relationship and marital information, residency
- input dataset for simulation of households / families**

(2) Social Insurance Agency (SIA)

- pensions (old age, disability, survival)
 - contributory benefits (sickness, maternity, unemployment)
- contributory benefits are simulated using information on contribution history**
- paid social insurance contributions
- labour income is inferred from paid contributions**

(3) Central Office of Labour and Family (CoLSaF)

- family benefits (child benefits, parental allowance etc.)
- social assistance (material need benefit, monetary compensations for disabilities etc.)
- registered unemployed and participation in active labour market policies

(4) Health insurance companies (HIC)

- information on all insured persons (also by the state, usually with no labour income)
 - paid health insurance contributions
- additional information on labour income (self-employed, armed forces)**



Input datasets for model TATRASK – additional sources



Access already granted or agreements expected to be signed soon for the additional data

(5) Tax returns

- information on all types of taxable income
additional information on non-labour income, income of people working abroad

(6) Registry of students

- data on full-time students in Slovakia, from elementary schools to universities
student status needed for the definition of dependent child



Input database of model TATRASK

Preparation steps

Data anonymization

linking individuals across datasets with a unique random identifier

Monthly structure of the input dataset (balanced panel)

every person has exactly 12 rows representing data for every month of the year

Time consistency of data - accrual principle is applied

- incomes reported in the month they are earned/eligible
- transfers reported in the month they are paid (one month later) – paid transfers are shifted one month back

Challenges

- Underlying database for the model - definition of **relevant population**
- Definition of **households/families** for the simulations

TATRASK – simulation policies

Model TATRASK is work in progress

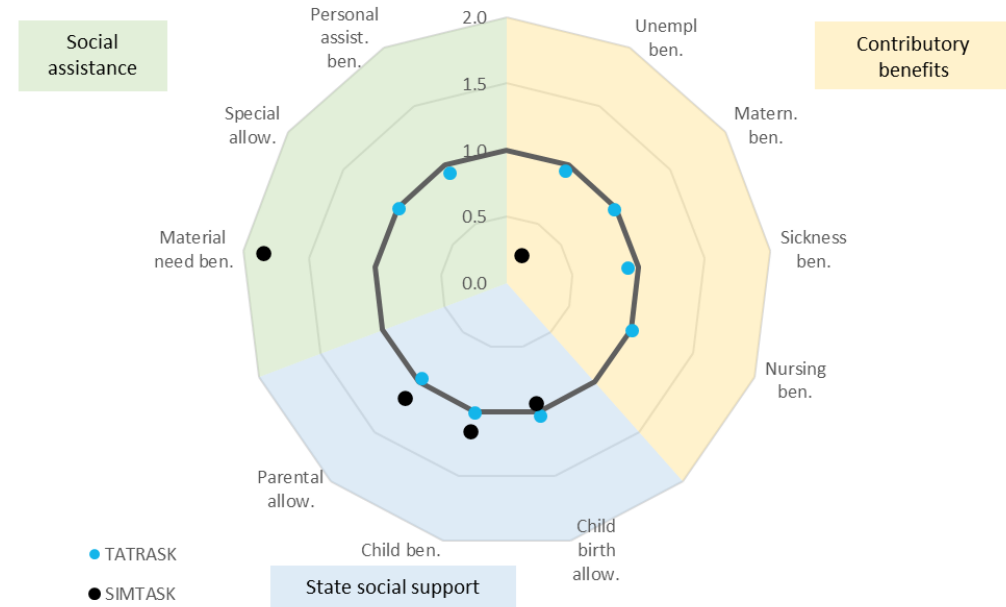
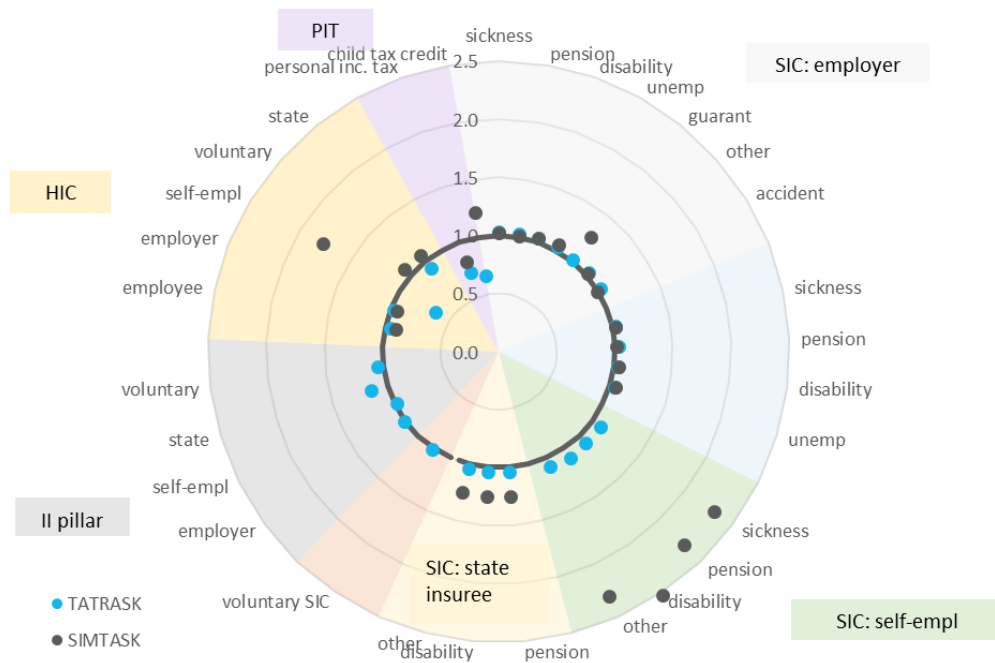
- model is running and computing first partial results
- not ready to use in policy simulations
- simulations are computed on monthly basis
- **new simulations: contributory benefits**

Simulations of the tax & transfer system	Model TATRASK (admin data)	Model SIMTASK (survey data)
Personal income tax	simulated	simulated
Social insurance contrib. (all components)	simulated	simulated
Health insurance contrib. (all components)	simulated	simulated
Contributory benefits		
Maternity benefit	simulated	partially simulated*
Sickness benefit	simulated	not simulated
Nursing benefit	simulated	not simulated
Pregnancy benefit	simulated	partially simulated*
Unemployment insurance benefit	simulated	partially simulated*
State social support		
Child birth allowance	simulated	simulated
Child benefit and surcharge	simulated	simulated
Multiple birth allowance	simulated	not simulated
Parental allowance	simulated	simulated
Social assistance benefits		
Material need benefit	simulated	simulated
Special allowance	simulated	not simulated
Compensations of severe disability		
Cash benefit for personal assistance	partially simulated*	not simulated

* partially simulated = eligibility is taken from underlying data



Simulation results (preliminary)



Ratios of simulated values by TATRASK/SIMTASK to official statistics (aggregate yearly volume in 2019). The closer the ratio is to value 1, the better simulation fits the official statistics.



Summary & future steps

Ongoing development of TATRASK model

- inclusion of **additional data sources** (still missing some income sources)
- updating the input database to match the policy year
- updating/new **simulation policies**

Open issues

- relevant population – which persons should be included in the final database
- model should evaluate correctly
 - income distribution impact** – assessment of financial situation in families
 - fiscal impact** – all tax liabilities paid and transfer eligibilities



© Council for the Budget Responsibility

TWIN CITY B
Mlynské nivy 12
821 09 Bratislava
Slovakia

www.rrz.sk/en/
zuzana.siebertova@rrz.sk



Thank you for your attention!



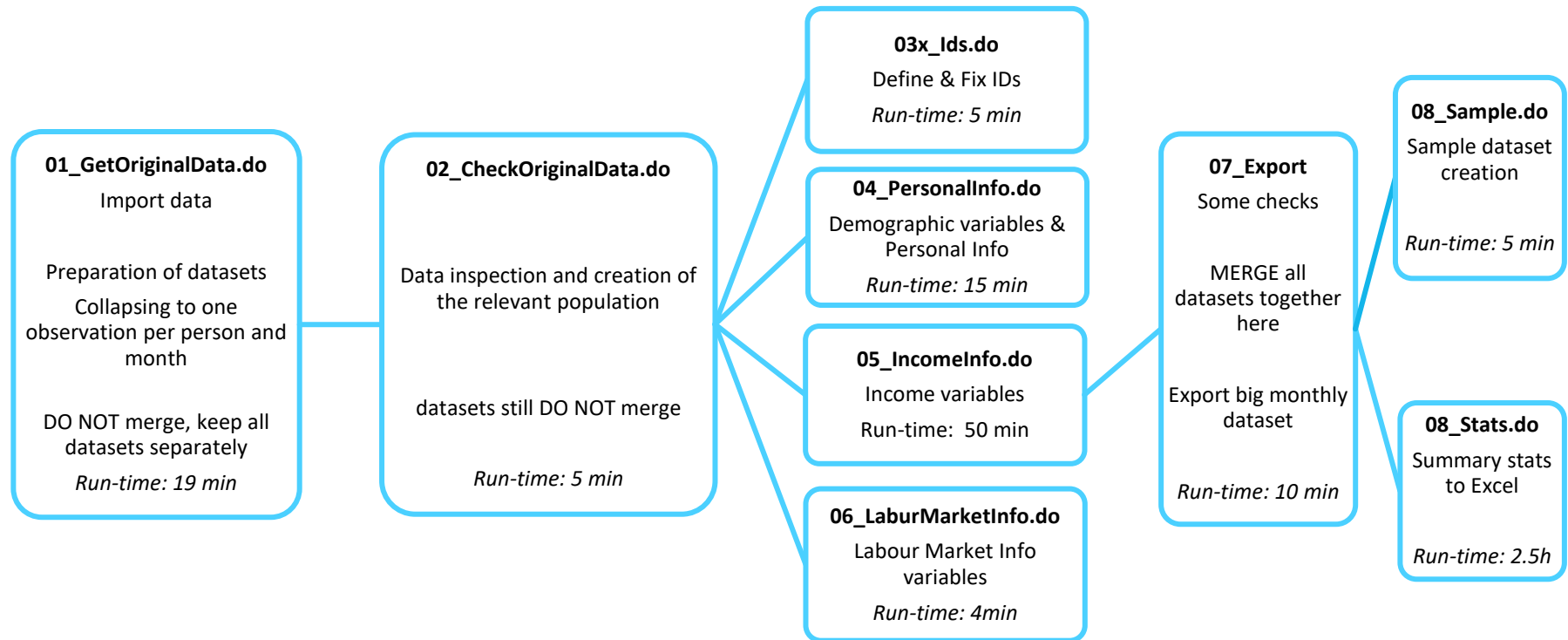
Background slides



Input database of TATRASK

Final input dataset includes (as of today)

- 70 mil. rows of observation (monthly structure)
- 180 variables
- 42 GB in size



Data processing model structure

Relevant population

Individuals to be included in the final input database:

working (paying taxes) in Slovakia and eligible for transfers

Main objective of the model: provide distributional analysis

correct information on income is substantial, if income is missing means-tested transfers will be overestimated

→ Relevant population based on merged data from CRoI & income databases

Main CRoI file (in mil. persons, 2019)	8.13
- people with no income information in SIA & HIC	-1.48
- cleaning of CRoI (died before start of ref year, over 110y. etc.)	-1.41
Relevant population (merged CRoI, SIA & HIC databases)	5.24
note: people with income in SIA & HIC, but not present in CRoI	0.09

Census 2021 residence of inhabitants

- 5.45 mil. permanent
- 5.23 mil. actual

Households & families

Final input database created from admin data:

- information on relationship (parentship/partnership) & residence of persons
- no information on dwelling households

Challenges in creating households & families in the final dataset:

Family - persons in a relationship (husband/wife), parents & children up to 25 years

- assumption: unmarried couples with common children and the same residence address are considered as family

